

# OUTLANDER PHEV



**ELECTRIC AND MORE.**



## ELECTRIC AND MORE.

Take the wheel and steer towards the future now with the new Mitsubishi Outlander PHEV – a combination of the eco-friendly and quiet performance of a plug-in hybrid EV, off-road capability of a 4WD and reliable power of an SUV to give you one-of-a-kind driving pleasure.

### THE PURSUIT OF INNOVATION

Mitsubishi Motors has been at the forefront of electric vehicle development since the 1970s, having launched the i-MiEV in 2009, the world's first mass produced EV, and the Outlander PHEV in 2013, the world's first Plug-In Hybrid SUV.

Our vehicles carry the Mitsubishi Rally DNA, fitted with technologies developed and refined through grueling races in the Asia Cross Rallies in 2013 and 2014, and the Baja Portalegre 500 in 2015.

With our relentless commitment to deliver utmost driving pleasure and safety, the Outlander PHEV is a result of our long and proud history of EV development and rally experience.

## ELECTRIC AND MORE.

Take the wheel and steer towards the future now with the new Mitsubishi Outlander PHEV – a combination of the eco-friendly and quiet performance of a plug-in hybrid EV, off-road capability of a 4WD and reliable power of an SUV to give you one-of-a-kind driving pleasure.

### THE PURSUIT OF INNOVATION

Mitsubishi Motors has been at the forefront of electric vehicle development since the 1970s, having launched the i-MiEV in 2009, the world's first mass produced EV, and the Outlander PHEV in 2013, the world's first Plug-In Hybrid SUV.

Our vehicles carry the Mitsubishi Rally DNA, fitted with technologies developed and refined through grueling races in the Asia Cross Rallies in 2013 and 2014, and the Baja Portalegre 500 in 2015.

With our relentless commitment to deliver utmost driving pleasure and safety, the Outlander PHEV is a result of our long and proud history of EV development and rally experience.

## ELECTRIC AND MORE.

Take the wheel and steer towards the future now with the new Mitsubishi Outlander PHEV – a combination of the eco-friendly and quiet performance of a plug-in hybrid EV, off-road capability of a 4WD and reliable power of an SUV to give you one-of-a-kind driving pleasure.

### THE PURSUIT OF INNOVATION

Mitsubishi Motors has been at the forefront of electric vehicle development since the 1970s, having launched the i-MiEV in 2009, the world's first mass produced EV, and the Outlander PHEV in 2013, the world's first Plug-In Hybrid SUV.

Our vehicles carry the Mitsubishi Rally DNA, fitted with technologies developed and refined through grueling races in the Asia Cross Rallies in 2013 and 2014, and the Baja Portalegre 500 in 2015.

With our relentless commitment to deliver utmost driving pleasure and safety, the Outlander PHEV is a result of our long and proud history of EV development and rally experience.

## ELECTRIC AND MORE.

Take the wheel and steer towards the future now with the new Mitsubishi Outlander PHEV – a combination of the eco-friendly and quiet performance of a plug-in hybrid EV, off-road capability of a 4WD and reliable power of an SUV to give you one-of-a-kind driving pleasure.

### THE PURSUIT OF INNOVATION

Mitsubishi Motors has been at the forefront of electric vehicle development since the 1970s, having launched the i-MiEV in 2009, the world's first mass produced EV, and the Outlander PHEV in 2013, the world's first Plug-In Hybrid SUV.

Our vehicles carry the Mitsubishi Rally DNA, fitted with technologies developed and refined through grueling races in the Asia Cross Rallies in 2013 and 2014, and the Baja Portalegre 500 in 2015.

With our relentless commitment to deliver utmost driving pleasure and safety, the Outlander PHEV is a result of our long and proud history of EV development and rally experience.

## ELECTRIC AND MORE.

Take the wheel and steer towards the future now with the new Mitsubishi Outlander PHEV – a combination of the eco-friendly and quiet performance of a plug-in hybrid EV, off-road capability of a 4WD and reliable power of an SUV to give you one-of-a-kind driving pleasure.

### THE PURSUIT OF INNOVATION

Mitsubishi Motors has been at the forefront of electric vehicle development since the 1970s, having launched the i-MiEV in 2009, the world's first mass produced EV, and the Outlander PHEV in 2013, the world's first Plug-In Hybrid SUV.

Our vehicles carry the Mitsubishi Rally DNA, fitted with technologies developed and refined through grueling races in the Asia Cross Rallies in 2013 and 2014, and the Baja Portalegre 500 in 2015.

With our relentless commitment to deliver utmost driving pleasure and safety, the Outlander PHEV is a result of our long and proud history of EV development and rally experience.

## ELECTRIC AND MORE.

Take the wheel and steer towards the future now with the new Mitsubishi Outlander PHEV – a combination of the eco-friendly and quiet performance of a plug-in hybrid EV, off-road capability of a 4WD and reliable power of an SUV to give you one-of-a-kind driving pleasure.

### THE PURSUIT OF INNOVATION

Mitsubishi Motors has been at the forefront of electric vehicle development since the 1970s, having launched the i-MiEV in 2009, the world's first mass produced EV, and the Outlander PHEV in 2013, the world's first Plug-In Hybrid SUV.

Our vehicles carry the Mitsubishi Rally DNA, fitted with technologies developed and refined through grueling races in the Asia Cross Rallies in 2013 and 2014, and the Baja Portalegre 500 in 2015.

With our relentless commitment to deliver utmost driving pleasure and safety, the Outlander PHEV is a result of our long and proud history of EV development and rally experience.



## PLUG INTO THE FUTURE

A groundbreaking Plug-in Hybrid Electric Vehicle [PHEV] that uses both electricity and gas to provide incredible efficiency and a smooth ride without compromising power, control and comfort. The future of mobility is ready to take you to new adventures in and out the city.

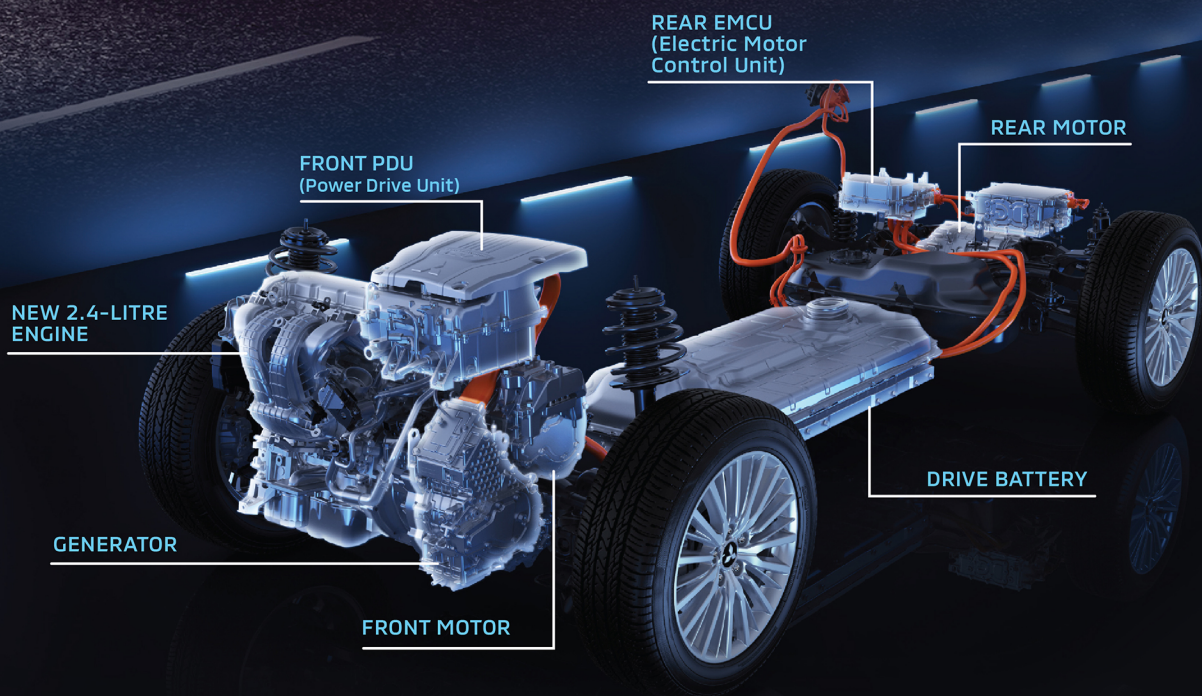




## NO RANGE ANXIETY

The Outlander PHEV's remarkable mileage in pure electric and hybrid driving mode allows you to go the distance with full power.

And with the ability to recharge the battery through regenerative braking, you have the freedom to explore without any worries of running out of energy.



## GAME-CHANGING PERFORMANCE

The innovative Plug-In Hybrid EV system features an electric Twin Motor 4WD, a fuel efficient 2.4L MIVEC engine and sophisticated power management to give you optimum performance, silence and smoothness on any kind of road.

## AUTOMATICALLY SELECTED DRIVING MODES

### ELECTRIC DRIVING

#### EV Drive Mode:

##### Electric Power Only

The motors power the vehicle using electricity from the battery, resulting in zero fuel consumption and zero CO2 emissions. This drive mode is quiet, clean and powerful. Maximum speed is 135kph.




### HYBRID DRIVING

#### Series Hybrid Mode:

##### Electric Power + Engine Assistance


The motors power the vehicle using engine-generated electricity. The engine generates electricity when the battery level is low and increases power when accelerating rapidly or climbing hills.



#### Parallel Hybrid Mode:

##### Engine Power + Motor Assistance

The engine powers the vehicle (at high speeds, etc. when engine efficiency is high) with assistance from the motors when extra power is required.





## DESIGNED TO ELECTRIFY

With its sporty façade, sleek LED headlamps and aerodynamic shape, the Outlander PHEV is bound to make its presence felt wherever it goes.




### DYNAMIC SHIELD CONCEPT FASCIA

Mitsubishi's signature design language seamlessly combines high performance and a sense of protection into an impactful identity.



### ELECTRIC TAILGATE

The tailgate can be opened and closed automatically from a switch located near the driver's seat.



### ELECTRIC SUNROOF

Welcome sunlight and fresh air through the Electric Sunroof with tilt, sliding and anti-trapping features.



## STEP INSIDE AN OASIS OF COMFORT

Indulge in a dynamic elegance behind the wheel of the Outlander PHEV. With seats meticulously fitted with high-quality material, body-hugging comforts and support, riding an SUV has never been this relaxing. Add to it the supremely quiet ride, all-round roominess and dedicated air conditioning for rear passengers.



### THE IDEAL DRIVER'S ENVIRONMENT

Go where you want, when you want. Discover new places and new entertainment. Smartphone Link Display Audio with Navigation System helps you find such moments. The large 8-inch touch screen lets you intuitively operate music playback and calls with voice actions for a more enjoyable and safer drive.

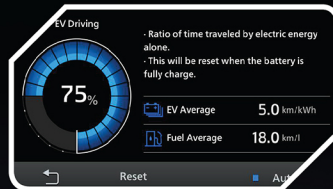


#### SMARTPHONE LINK DISPLAY AUDIO [SDA]



A true extension of your smartphone via Android Auto or Apple Carplay on a large 8" touchscreen, the Smartphone Link Display Audio [SDA] lets you conveniently access your apps, play music and make calls with voice actions.

#### PHEV INFORMATION



Energy Monitor and Energy Flow & Trip information allow you to check various PHEV information at a glance. Charging Timer and Remote Control is also available for models equipped with Mitsubishi Remote Control.

#### USB PORT



The port is conveniently located near the instrument panel, allowing easy access from both front seats.

#### GEAR SHIFT PANEL



The joystick-type shift knob, 4WD selector and switches for SPORT Mode, Save/Charge Mode & ECO Mode are all housed in a nifty panel within your reach.



# TOMORROW'S EFFICIENCY TODAY

The impressively eco-efficient Plug-in Hybrid EV system gives you zero fuel consumption, zero CO2 emissions and zero noise during all-electric driving. Switch to hybrid mode to cover greater distances with high fuel efficiency and low emissions. The high-performance generator also transforms engine power into electricity to recharge the battery.



## CONVENIENT CHARGING AT HOME

You can charge your PHEV by connecting it to a power outlet at home for about 5.5 hours with its onboard charger and charging cable.



## QUICK CHARGING ON THE ROAD

Or use the quick charger at commercial charging facilities to regenerate the battery in as little as 25 minutes for up to 80% capacity. Charging status is conveniently displayed in the comprehensive instrument panel and you can even set timers or use your smartphone to remotely control the charging.



## REAL-TIME POWER MONITORING

Charging status is conveniently displayed in the comprehensive instrument panel and you can even set timers or use your smartphone to remotely control the charging.

### INFORMATIVE POWER METER

Indicates energy usage, regenerative power, engine power (kW), EV output and more for convenient viewing.



### ECO SCORE

Displays eco-friendliness of your driving. The more green leaves, the better.

### ECO MODE CONTROL

Turn it on for more energy-efficient use of the electric motors, engine and air conditioning.



### EV SWITCH

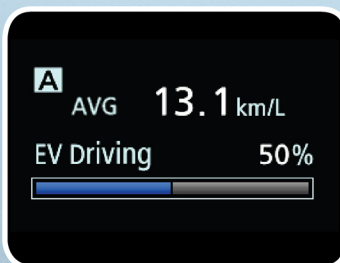
Press the EV switch to activate EV Priority Mode and prevent the engine from starting. It allows you to manually select all -electric driving for zero fuel consumption and a quiet ride without engine noise.

### CHARGE AND SAVE

Control battery usage with the integrated SAVE CHRG button. Select SAVE before EV driving to maintain the battery level. Or choose CHRG to charge the battery using the engine while driving.



DRIVING RANGE INDICATOR



EV DRIVE RATIO INDICATOR



ENERGY FLOW INDICATOR

### SPECIAL PHEV DISPLAY FUNCTIONS

The multi-information display shows various PHEV functions such as driving range, EV Drive ratio, energy flow and expected charging time.



### ENERGY MANAGEMENT

Efficient energy management allows concurrent use of various power features, including the air conditioner and audio system, even while charging the battery.

### REGENERATIVE BRAKING LEVEL SELECTOR

Located on the steering wheel, this paddle-type selector lets you easily adjust regenerative braking level strength to any of six settings\*.



\*Except when Adaptive Cruise Control [ACC] is active



## FULL CONTROL ON ANY KIND OF ROAD

Master all types of terrain with the Outlander PHEV's Super All Wheel Control [S-AWC] that works with the Twin Motor 4WD to deliver optimum torque and traction to each wheel. Its high-output rear motor delivers responsive acceleration, stability and control with its different drive modes.



## S-AWC

**SUPER ALL-WHEEL CONTROL**



This integrated control system delivers incredible traction, solid stability and intuitive linear handling. By optimally managing Active Yaw Control [AYC], Antilock Braking System [ABS] and Active Stability Control [ASC] with Traction Control [TCL], it brings out the full potential of Twin Motor 4WD without compromising safety, comfort or fuel efficiency.

A new Drive Mode Switch lets you select NORMAL Mode for regular driving conditions, LOCK Mode to simulate locking of a center differential and optimally distribute torque to all four wheels for improved traction and stability, and SPORT Mode for quicker response on winding roads.



**NORMAL Mode** - dry paved roads



**SPORT Mode** - dry winding roads



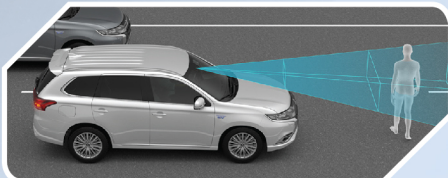
**LOCK Mode** - rough dirt & gravel roads



# ALL-AROUND SAFETY TECHNOLOGY

Advanced technology enables safer and more confident driving in any road condition. From intelligent sensors that warn you of potential danger to active driving assistance and passive passenger protection, the Outlander PHEV surrounds you with high levels of safety.

## FORWARD COLLISION MITIGATION SYSTEM [FCM]



Detects obstructions ahead and issues a visual and audio alert when there is a danger of collision, automatically applying the brakes to avoid or reduce impact.

## MISACCELERATION PREVENTING SYSTEM



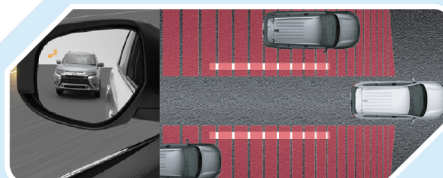
Reduces the chance and severity of hitting obstacles 4m in front or behind when a driver mistakenly presses the accelerator when stationary or at speeds up to 10 kph.

## ADAPTIVE CRUISE CONTROL [ACC]



Uses radar technology to detect any cars in the lane ahead and adjusts the speed of your car accordingly while maintaining a safe distance set by you.

## BLIND SPOT WARNING SYSTEM [BSW]



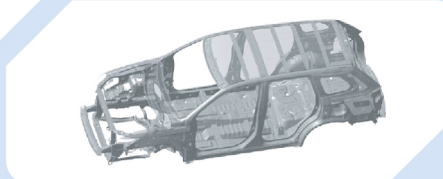
Uses radar sensors in the rear bumper to detect vehicles in your rear blind spots on both sides. An indicator appears in the door mirror when BSW is active and the turn signals are off. When a vehicle is detected while the turn signal is on, an indicator blinks in the corresponding door mirror and a buzzer sounds.

## REAR CROSS TRAFFIC ALERT [RCTA]



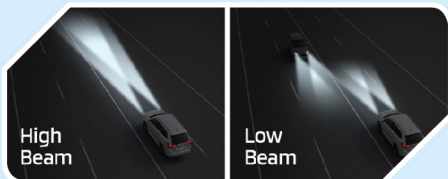
When active, an indicator appears in the combination meter display. If radar sensors in the rear bumper detect an approaching vehicle while reverse gear is engaged, a warning message appears in the multi-information display, a buzzer sounds and an indicator blinks in both door mirrors.

## RISE BODY



Collision safety performance is significantly enhanced by Mitsubishi Motors' RISE (Reinforced Impact Safety Evolution) body, which efficiently absorbs energy and maintains high cabin integrity in the event of a collision.

## AUTOMATIC HIGH-BEAM



To increase safety, comfort and driving ease at night, the high beams automatically switch to low beams when vehicles are detected ahead and automatically switch back to high beams so you don't have to remove your hand from the steering wheel to switch the beams.



## OUTLANDER PHEV (Plug-In Hybrid Electric Vehicle)

DIMENSIONS AND WEIGHT		
Overall Length	mm	4,695
Overall Width	mm	1,800
Overall Height	mm	1,710
Wheelbase	mm	2,670
Ground Clearance	mm	190
Gross Vehicle Weight	kg	2,390
Curb Weight	kg	1,880
ENGINE AND TRANSMISSION		
Engine		2.4L 16 Valve In-Line 4 Cylinder DOHC MIVEC
Displacement	cc	2,360
Max Output	Ps/rpm	128/4,500
Max Torque	Nm/rpm	199/4,500
Fuel Type / Octane		Unleaded / RON 90 and over
Fuel Tank Capacity	L	45
Emission Level		Euro 6C
4WD System		S-AWC
ELECTRIC MOTOR		
Motor Type		Permanent Magnet Synchronous Motor
Max Output	kW/rpm	Front: 60 Rear: 70
Max Torque	Nm/rpm	Front: 137 Nm; Rear: 195
DRIVE BATTERY		
Type		Lithium-Ion
Capacity	kWh	13.8
Total Voltage	V	300
SAFETY		
Seatbelts Front		3 pt. ELR with Pretensioner and Force Limiter x 2
Rear		3 pt. ELR x 3
Emergency Stop Lamp System		Equipped
Anti-Lock Brake Assist (ABS)		Equipped
Electronic Brake Distribution (EBD)		Equipped
Driver and Front Passenger SRS Airbags		Equipped
Driver's SRS Knee Airbag		Equipped
SRS Curtain Airbags for 1st and 2nd Row		Equipped
Active Stability Control (ASC) with Traction Control (TCL)		Equipped
Misacceleration Preventing System		Equipped
Corner Sensor 8 Points		Equipped
Blind Spot Warning (BSW)		Equipped
Rear Cross Traffic Alert (RCTA)		Equipped
Lane Change Assist (LCA)		Equipped
Forward Collision Mitigation System (FCM)		Equipped
Adaptive Cruise Control (ACC)		Equipped
Auto High Beam		Equipped
Multi Around Monitor		Equipped
EXTERIOR		
Headlamp		LED
Fog Lamp		LED
DRL (Daylight Running Light)		On Front Combination Lamp (LED)
Rear Combination Lamp		LED
Front Grille		Dark Chrome Plating and Black Painted
Outside Door Handle		Chrome
Belt Line Molding		Chrome
Roof Rail Silver		Equipped
Rear Spoiler		Equipped
Power Tailgate		Equipped
Electric Sliding Sunroof		Equipped



## INTERIOR

Smartphone-Link Display Audio	Equipped
Mitsubishi Power Sound System	Equipped
Speakers	4 (with 4 tweeters)
Seats	Leather Front and Rear Seats • Driver 4-way power seat Seat back pocket for driver seat • Head restraint with synthetic leather Front & rear door trim with synthetic leather insert
Rear Seat	60:40 split
ISO-FIX	Equipped
Tonneau Cover	Equipped
Automatic Dimming Mirror	Equipped
Air Conditioner	Dual-Zone Automatic Climate Control
Power Outlet Centre Floor Console Outlet Luggage Area Outlet	1,500W Power Supply AC220-240V Type-B

## BRAKES/WHEELS/TIRES/SUSPENSION/CHASSIS

Steering	Rack and Pinion with Electric Power Assist
Wheel Drive	4WD
Brakes Front	Ventilated Discs (2 pot)
Rear	Solid Discs
Parking Brake	Electric Switch Type
Front Suspension	Macpherson Strut with Coil Spring with Stabilizer
Rear Suspension	Multi link with Stabilizer
Hill Start Assist	Equipped
Brake Auto Hold	Equipped
Tires	225/55R18
Wheels	18" x 7.0 J Alloy Wheels
Spare Tire	Tire Repair Kit

## SEATING

Seating Capacity	5 persons
------------------	-----------

\*Mitsubishi Motors Philippines Corporation reserves the right to alter any specification without prior notice

## VEHICLE COLORS



White Pearl



Titanium Gray Metallic



Red Diamond\*



Black Mica\*



Ruby Black Pearl\*



Solid White\*



Sterling Silver Metallic\*



Quartz Brown\*

\*Per order request basis

BF24001003 © Mitsubishi Motors Philippines Corporation

On quality:  
We seek excellence in our products and  
services and recognize that customer  
satisfaction is the essence of our mission.